



Gid Paran yo 'yo, vin  
**Google Pwofesè**

# ki sa ki se Google Pwofesè?

Panse a Google Pwofesè (GC) kòm  
lyen dijital pitit ou a aprann. Pwofesè yo  
itilize GC devwa pataje, devwa, bilten, ak  
plis ankò  
ak elèv ak paran!



# Pou kòmanse



te bay pitit ou a yon login sekirite  
ak modpas ki inik nan men yo. Tcheke avèk li /  
rapò pwofesè li nan jwenn enfòmasyon prive sa a  
oswa mande yo ajoute ou  
kòm yon paran via imel!

# Pou kòmanse



1

Klike sou la Google  
Chrome navigatè icon.

# Pou kòmanse

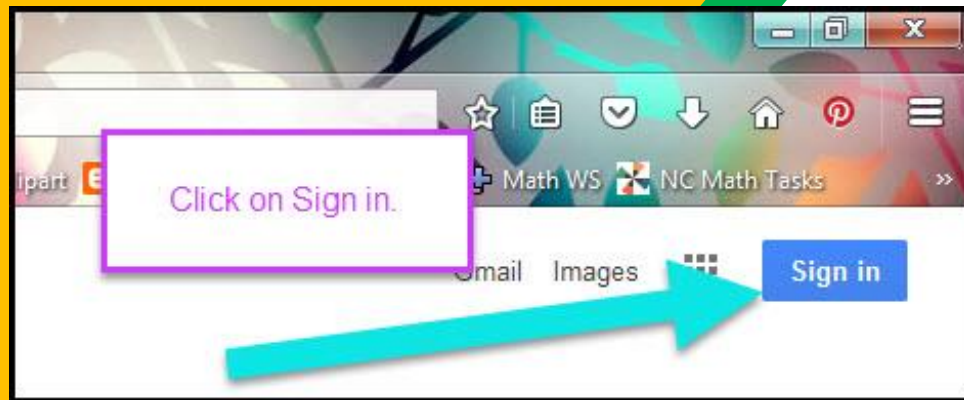


2

Kalite [www.google.com](http://www.google.com)

nan ou ba adrès  
entènèt.

# Pou kòmanse



3

Klike sou **SIYEN NAN** nan kwen an men dwat anwo nan fenèt la navigatè.

# Pou kòmanse



The screenshot shows a Google login interface. At the top left is the Google logo. Below it, the text "Hi Tanya" is displayed next to a profile picture icon and the email address "bratton@opsb.info". A dropdown arrow is visible to the right of the email. Below this is a password input field with the placeholder text "Enter your password". Underneath the password field is a link that says "Forgot password?". To the right of the password field is a blue button labeled "NEXT". A red arrow points from the "NEXT" button to a red-bordered box containing the text "Click on Next".

4


Tape nan pitit ou a  
**Google adrès Imèl**  
& Sur "**Kap vini an.**"

# Pou kòmanse



Google

Hi Tanya

 bratton@opsb.info

Enter your password

[Forgot password?](#)

[NEXT](#)

Click on Next

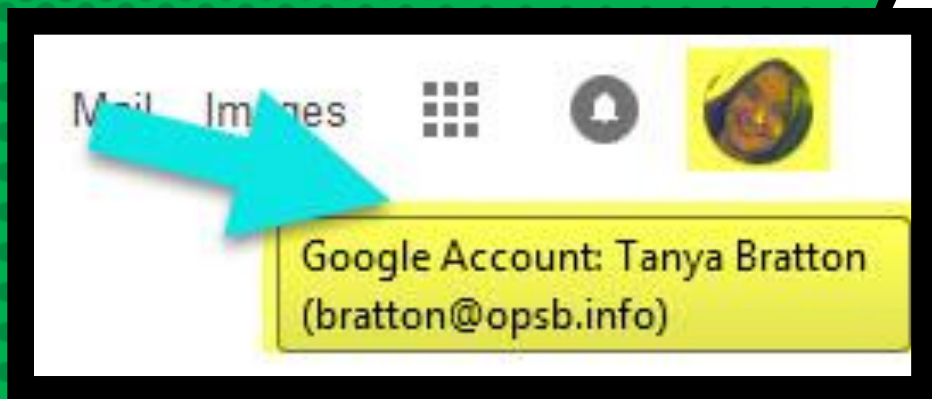
5

Tape nan ou

**modpas**

& Sur "**Kap vini an.**"

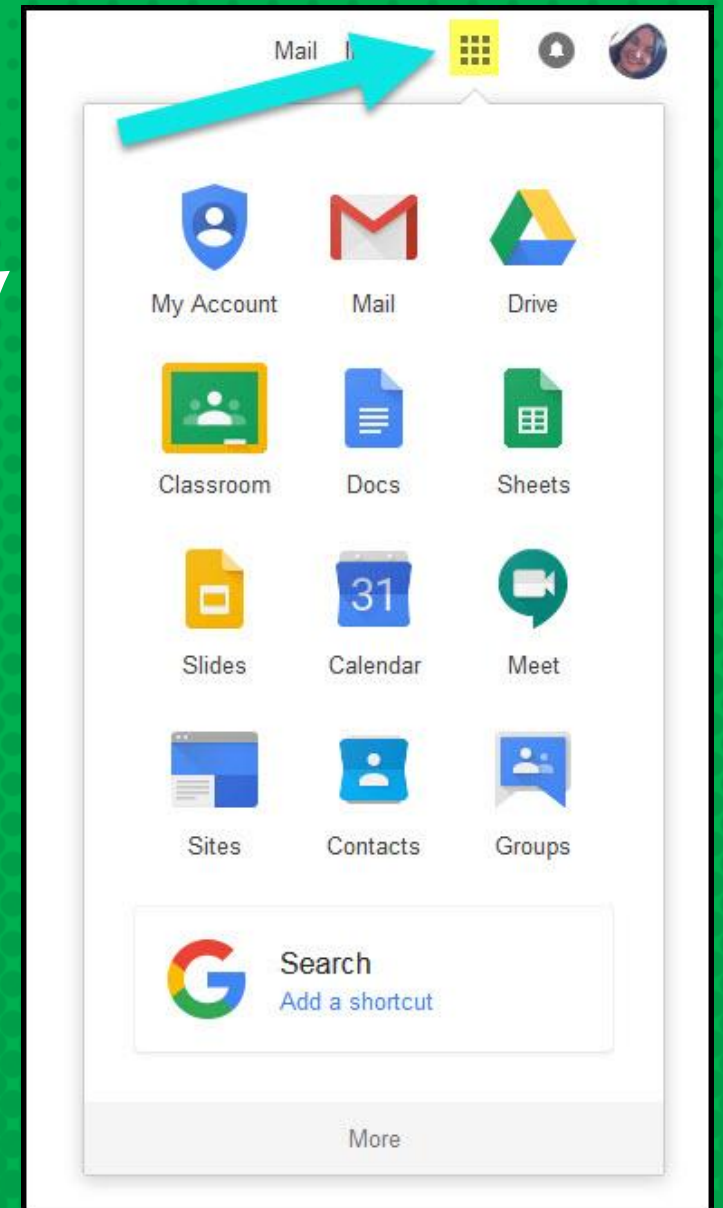




Koulye a, ou pral wè  
ke ou ap siyen an sou Google  
Apps pou Edikasyon kont  
ou!

# Google SUITE

Klike sou 9 kare yo (kib gofr / Rubik a) icon nan kwen an tèt men dwat yo wè Suite la Google nan pwodwi yo!



# Google ikon yo rekonèt:



CHROME



DOCS



DRIVE



Dyapozitiv



FÈY



FÒM KALANDRIYE



GMAIL PHOTOS



MAPS



KENBE CLASSROOM



RANKONTRE hangouts



SITES



KONTAK



CLOUD



CLOUD RECHERCHE



YOUTUBE




NEWS



vout



KONT MWEN

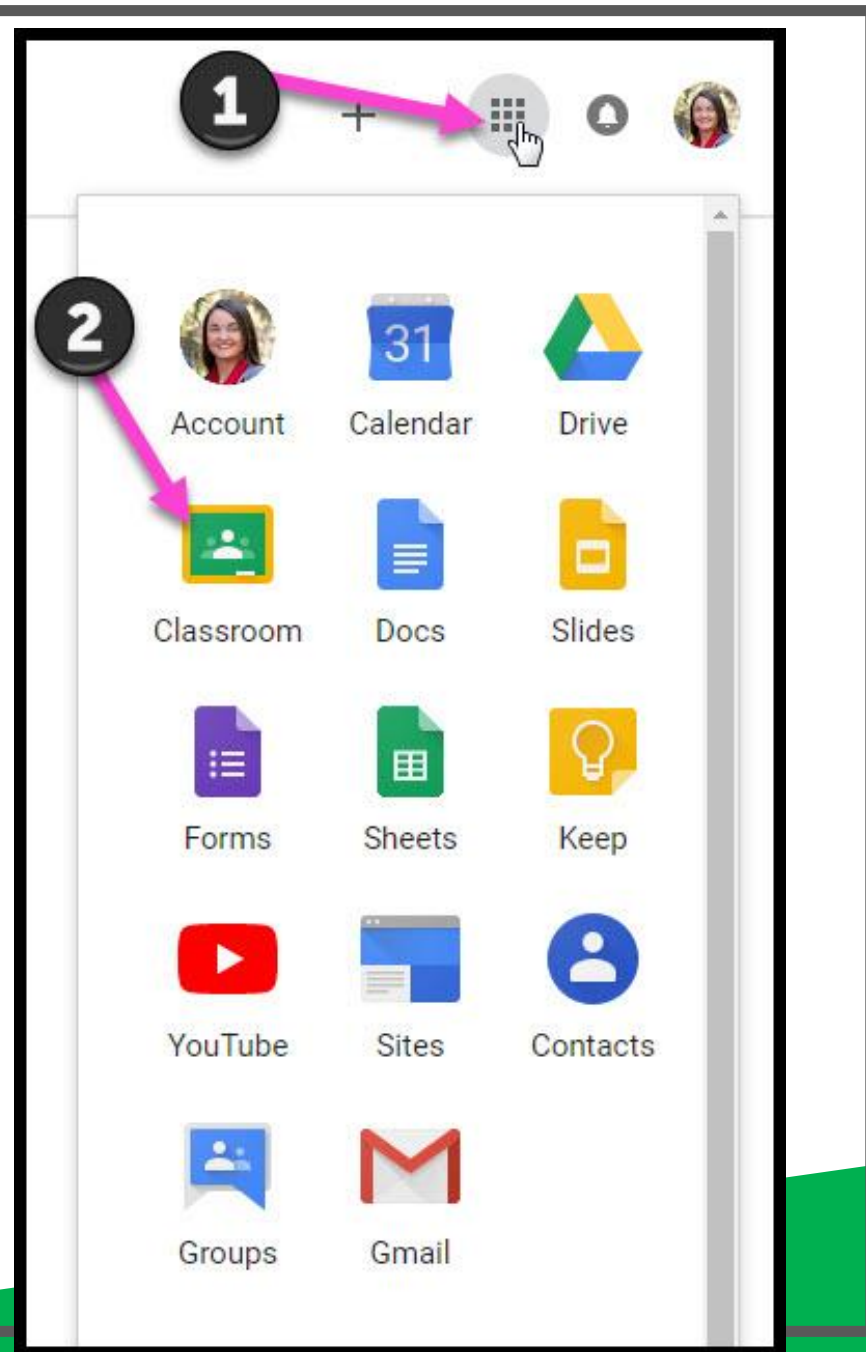


GWROUP

# navige Pwofesè

1

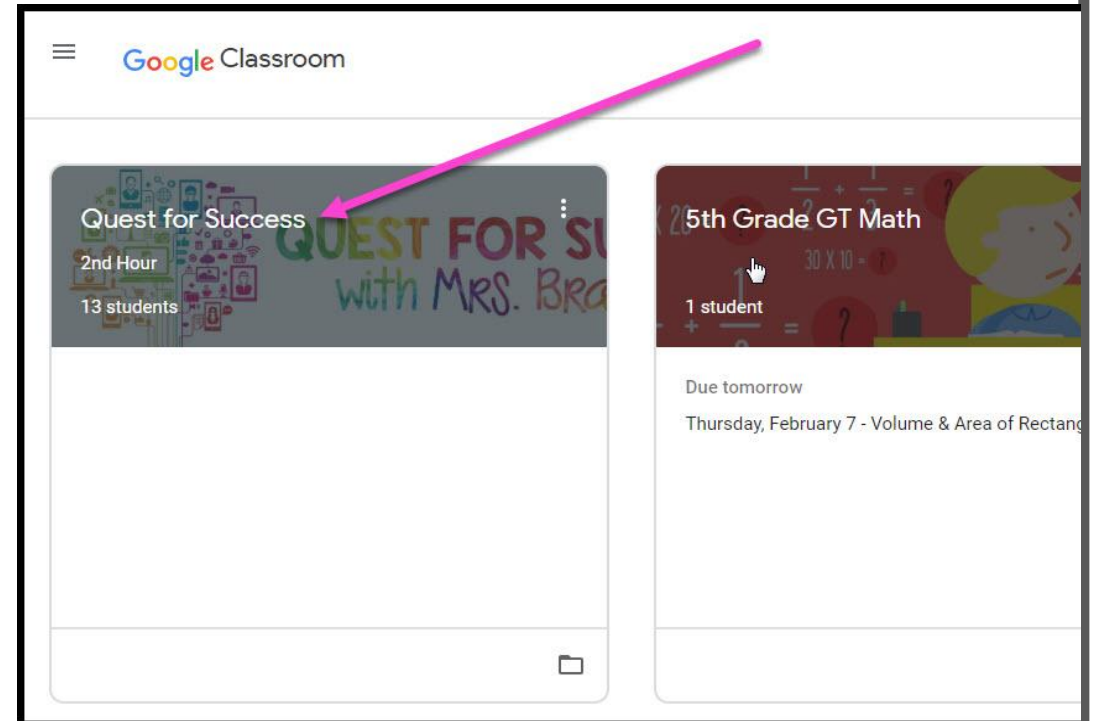
Klike sou bouton an vèrbyaj  
ak Lè sa a nan  
[Google Pwofesè icon.](#)



# navige Pwofesè

2

Klike sou klas la ou ta vle wè.




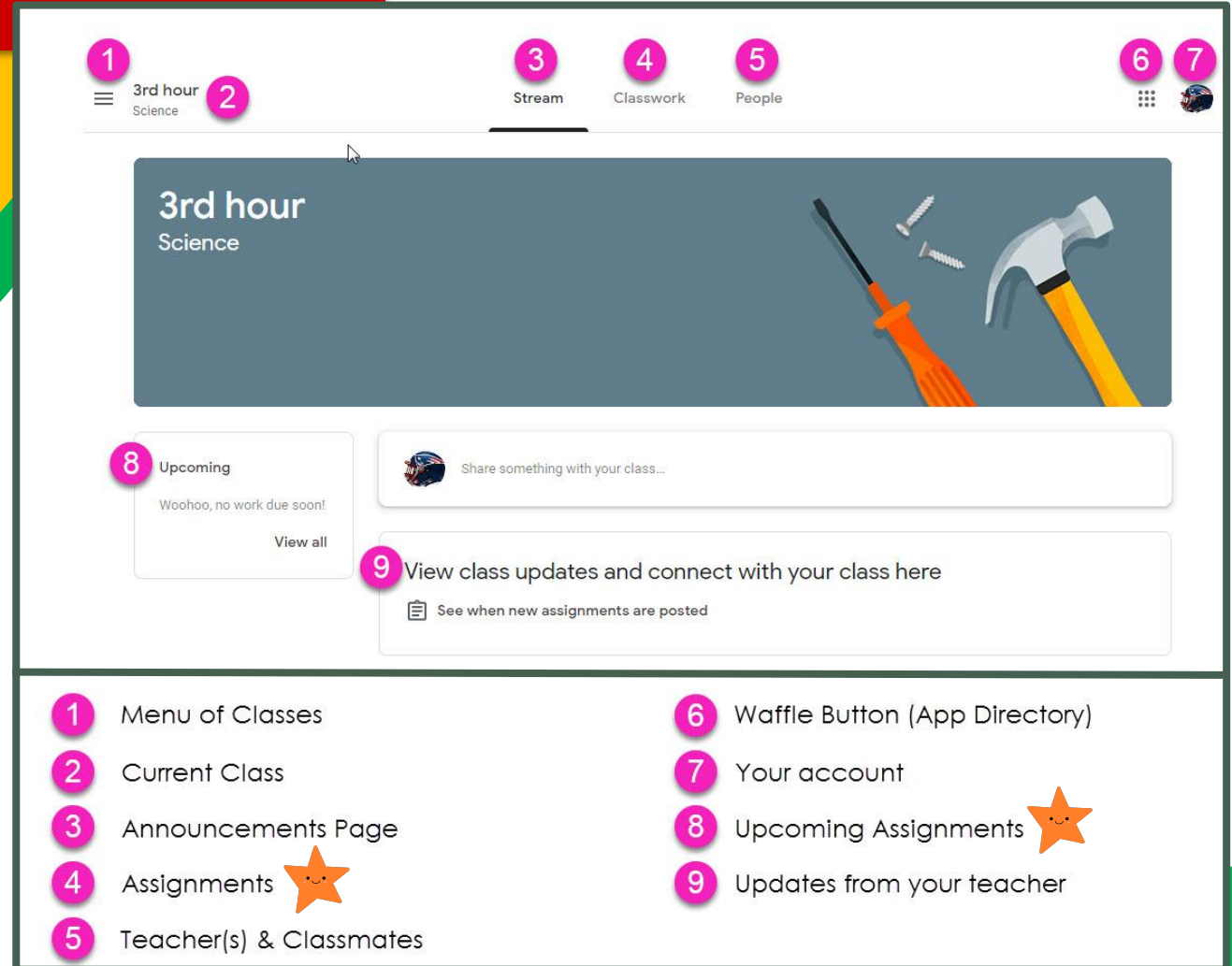


# navige Pwofesè



# 3

Page zouti  
(Left bò)

 = High enterè pou Paran



The screenshot shows a class page for '3rd hour Science'. The page layout includes a top navigation bar with a menu icon (1), the current class name (2), and tabs for 'Stream' (3), 'Classwork' (4), and 'People' (5). On the right side of the top bar are a waffle button (6) and a profile picture (7). The main content area features a header with the class name and a background image of tools (screwdriver, screws, hammer). Below the header is an 'Upcoming' section (8) with a message 'Woohoo, no work due soon!' and a 'View all' link. To the right of this is a text input field for sharing updates. Below the input field is a section (9) for viewing class updates and connecting with the class, including a checkbox for 'See when new assignments are posted'.

- 1 Menu of Classes
- 2 Current Class
- 3 Announcements Page
- 4 Assignments 
- 5 Teacher(s) & Classmates
- 6 Waffle Button (App Directory)
- 7 Your account
- 8 Upcoming Assignments 
- 9 Updates from your teacher

# navige Pwofesè

4


plasman  
detay

The screenshot shows a Google Classroom page for a class. At the top, there are tabs for 'Stream', 'Classwork', and 'People'. Below the tabs, there are links for 'View your work', 'Google Calendar', and 'Class Drive folder'. The main content area is divided into sections: 'All topics', 'Benchmark Tests', 'Daily Lesson Files', 'Assessments', 'Back to School', and 'Resources'. The 'Benchmark Tests' section shows a test titled 'STAR Math Benchmark Test - BOY' due on Sep 3. The 'Daily Lesson Files' section shows an assignment titled 'For the Week of September 2 - 6' due today, with a status of 'Assigned'. Below this, there are four PDF files: 'Day 1 - Multistep Equatio...', 'Day 2 - Variables on Both...', 'Day 3 - Infinite & No Solu...', and 'Day 4 - Algebraic Propor...'. At the bottom, there is a 'View Assignment' link.

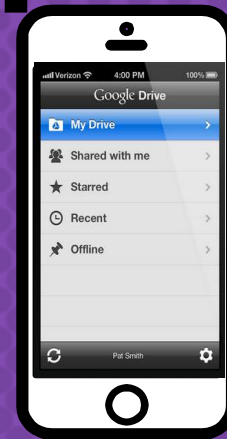
1 Classwork Tab  
2 See your Grades  
3 See Due Dates  
4 View your files  
5 Topics available  
6 Topic Headings  
7 Assignment Title  
8 Assignment Due Date  
9 Assignment Status  
10 Attached files/links  
11 Click to view assignment

# aksè

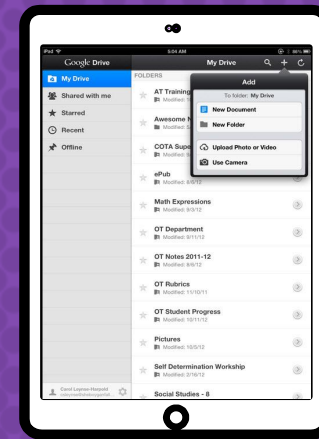
# nenpòt kote



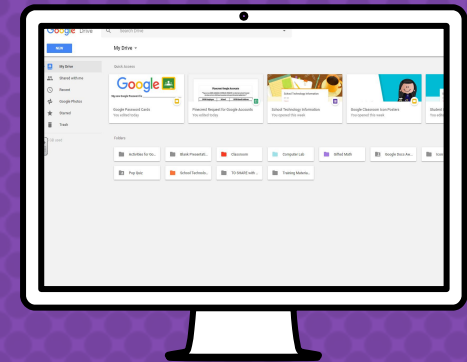
android



iphone



tablèt



Desktop





# Google Apps

---

pèmèt ou modifye Google  
devwa soti nan nenpòt  
aparèy ki konekte  
nan entènèt la!



Download on the  
**App Store**



GET IT ON  
**Google Play**

# kesyon?



Email m 'nan